

Item No.

Get Anets quality at an affordable price, the Anets manually controlled gas griddle

The reliable Anets heavy duty stainless steel construction is ready for your busy kitchen. Dependable manual valves put temperature control in the operators hands. Convenient viewing ports enable the user to see the burner flame for straight forward flame control. The standing pilot ignition system is easily accessible through individual access points. One U-shaped burner for every foot of griddle width provides even heat distribution across entire griddle surface and heat zone control. Available in a variety of sizes.

STANDARD FEATURES

- High nickel content 3/4" precision ground hot rolled steel plate
- One burner per foot: 30,000 BTUH per burner
- Stainless steel front, sides, grease trough and splashguards
- No electrical connections required
- Extra large grease chute opening
- Large capacity 5.7 quart grease drawer easily accessible under cabinet and is equipped with anti-splash guards
- Double wall construction keeps the operator and kitchen cool
- Equipped with an easy to reach main gas shut-off valve



SLMG 24x36 shown with optional removable backsplash

ANETS
SilverLINE™



Anets SilverLine™ Manual Gas Griddle

SLMG Models



SPECIFICATIONS

- Model SLMG Models (See chart below)
- Certification ETL, CETL,
- BTUH input 30,000 per burner (foot),
- Gas Supply Pressure NG 6" WC, LP 11" WC, Pressure regulator included
- Gas Connection 3/4" NPT
- Electrical None
- Plate High nickel content 3/4" precision ground hot rolled steel plate
- Burners Aluminized steel
- Cabinet Front, sides, trough and splashguard, stainless steel
Back, aluminized steel

STANDARD ACCESSORIES

- Stainless steel sides
- Pressure regulator
- 4" Adjustable chrome plated legs

OPTIONS AND ACCESSORIES

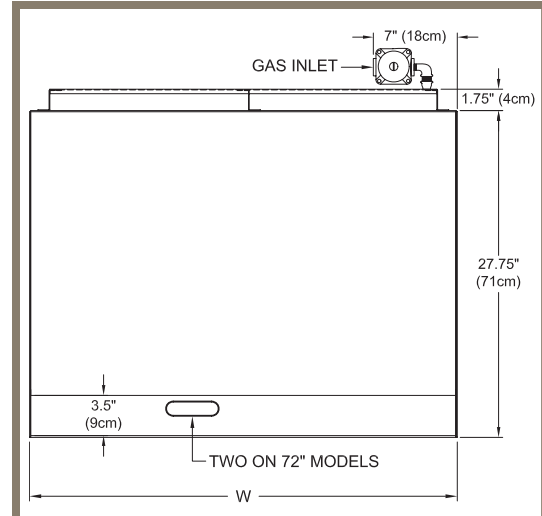
- 10" Removable backslash
- Removable cutting board and bracket assembly
- Stainless steel stands
Companion griddle stand
use griddle stand model AGS

DIMENSIONS

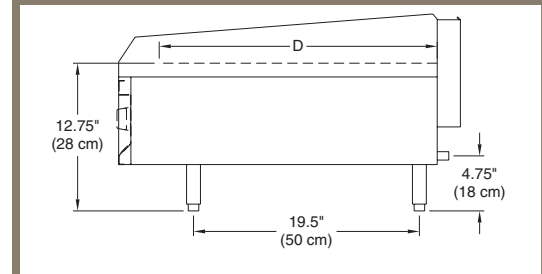
24" MODELS

Overall	SLMG 24X24	SLMG 24X36	SLMG 24X48	SLMG 24X60	SLMG 24X72
■ (W) Width	24.25"	36.25"	48.25"	60.25"	72.25"
■ Height	17.25"	17.25"	17.25"	17.25"	17.25"
■ Depth	29.5"	29.5"	29.5"	29.5"	29.5"
Plate					
■ Width	24"	36"	48"	60"	72"
■ (D) Depth	24"	24"	24"	24"	24"
NG BTUH	60,000	90,000	120,000	150,000	150,000
LP BTUH	60,000	90,000	120,000	180,000	180,000

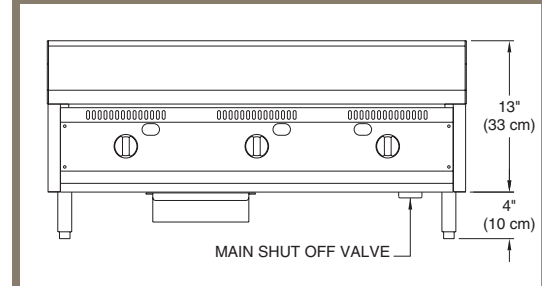
Specifications subject to change without notice.
SS# 204 Revised 10/06
Printed in the U.S.A.



Top View



Side View



Front View



Anetsberger Brothers, Inc. ■ Dependable Foodservice Equipment
180 North Anets Drive ■ Northbrook, Illinois 60062
1-800-837-2638 ■ Fax 847-272-1943 ■ www.anets.us